

vistaguard

WINDOWS & DOORS

Specify, Supply, Install.

EXCLUSIVE TO







CONTENTS

About Vistaguard	4
Warranties	4
Our Products	5
Retrofit	6
Our International Partner	6
Residential Products	7
Sliding Windows	8
Awning Windows	9
Casement and Tilt & Turn Windows	10
Louvre Doors & Windows	11
Bifold Doors	12
Sliding Doors	13
Entrance Doors	14
Commercial Range	15
Commercial Doors	16
Commercial Sliding Doors	17
Technical Information	18
Sizing Chart	19
Laminate	20
Energy Efficiency of Glass Types	20
Double Glazing	21
Acoustics	21
Window Ratings	22
Wind & Weather Load	23

ABOUT VISTAGUARD

Here at Vistaguard, we are a leading provider of superior quality glass windows and doors, delivering a full spectrum of services including specification, supply, and installation. We cater to a wide array of projects, offering both double and single glazed options that are customized to each client's specific needs. Our product range features cutting-edge solutions such as Low E laminated tinting for optimal energy efficiency and timber-look finishes that provide the beauty of wood without sacrificing durability.

We complement our glass offerings with Australian-made hardware and stainless steel screens to enhance security and extend the life of our products. Our thermally broken windows set the standard for insulation, while our automatic doors offer unmatched convenience and accessibility. At Vistaguard, we are committed to not just fulfilling product requirements, but also to delivering the highest levels of quality, innovation, and customer service.



WARRANTIES

To assure our customers' confidence and satisfaction, Vistaguard window products are backed by comprehensive warranty coverage. We offer a 5-year warranty on glass, assuring its durability and integrity, and the same 5-year warranty extends to all materials and sealants, ensuring they stand up to the test of time.

Our powder-coating is guaranteed for 10 years, reflecting our commitment to long-lasting quality and aesthetic. Furthermore, we provide a 2-year warranty for all hardware used in our windows and doors, covering any mechanical aspects. Vistaguard stands by its promise to deliver all windows exactly as specified in Vistaguard schedules, ensuring that our clients receive products exactly as they expect them, every time.

To further elevate our commitment to customer satisfaction, Vistaguard provides full local support, ensuring that any issues or concerns are swiftly and efficiently addressed by our dedicated team right in your community.

OUR PRODUCTS

At Vistaguard, we pride ourselves on our extensive range of products that we can specify, supply, and install to cater to any type of project. Our selection includes both double and single glazed options, from the functional awning windows and sleek sliding doors and windows to the expansive bi-fold doors and windows. We specialize in thermally broken windows for enhanced energy efficiency and offer easement and louvre windows for a blend of style and practicality.

We provide sturdy entrance doors, robust commercial sliding doors, and versatile commercial doors to secure and elevate business premises. For convenience and accessibility, our auto doors are ideal for high-traffic areas, and our louvre doors add a contemporary flair. At Vistaguard, we are committed to delivering not just products, but complete solutions tailored to our clients' needs.

At Vistaguard, our standard colour options for windows and doors include classic Silver, sleek Matte Charcoal, pristine Gloss White, bold Gloss Black, and the ever-popular Matte Black, with additional colours available upon request to meet minimum order requirements.



Vistaguard's products are rigorously tested for moisture ingress, boasting impressive ratings that exceed industry standards. This ensures that homes and buildings remain dry and comfortable, even during heavy rainstorms or in high-humidity environments. Furthermore, their offerings are specifically engineered to comply with the stringent requirements for cyclone rating in Region D, providing peace of mind to residents in cyclone-prone areas.

The cyclone-rated products are meticulously designed to withstand extreme wind forces and debris impact, reflecting the company's commitment to safety and resilience. By prioritizing both innovative design and technical excellence, Vistaguard has become a trusted name for those seeking reliable and high-performing window and door solutions.

RETROFIT

Our retrofit services provide a contemporary and straightforward solution for updating existing window frames. Known for their modern design, our windows fit seamlessly into renovations, enhancing both the aesthetic and functionality of a home. Whether it's preserving the character of a period property or modernizing the rear extension, our sashless windows integrate perfectly.

By retrofitting, we offer a cost-effective way to upgrade to windows that improve ventilation and style, without the need for complete reconstruction. This service is ideal for homeowners or builders looking to enhance property value and performance with minimal disruption.

OUR INTERNATIONAL PARTNER

Our international partner stands at the forefront of the industry, leading in supply, cost, and quality. With more than 15 years of experience in the Australian market, they have successfully supplied windows for both residential and commercial projects. Their offerings are highly customizable, available in various sizes to meet specific requirements, without imposing a minimum order quantity.

They boast a strong team of over 1,800 members and has a significant manufacturing capacity of 800,000 square meters, with 150,000 square meters dedicated to manufacturing space. Their commitment to quality has been evident since achieving the AS2047 standard in 2008, underlining their position as a trusted name in the window manufacturing industry.






RESIDENTIAL PRODUCTS

SLIDING WINDOWS

High-quality sliding windows provide superior resistance to wind, heat, sound, and water, and come with or without fins to suit different construction methods. Available in custom sizes, their contemporary design is complemented by an easy fix system and optional security screens, ensuring both style and functionality.



Hardware:

- Doric, Lockwood

Glass Seal:

- Rubber
- Silicone
- Weather proof sealant

Profile:

- Aluminium
- Thermal break
- Aluminium-wood composite
- PVC

Flyscreen:

- Fibre glass
- Crimesafe
- Aluminium grill with fibre glass

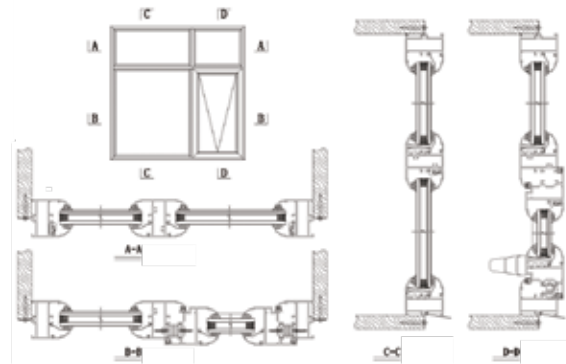
Safety Glass:

- Double glazed 5-6(or9)-5mm, 4-9(or12)-4mm
- Single glazed 4/5/6mm
- Laminated: 6.38mm, 8.76mm, 10.38mm, 10.76mm, 12.38mm, 12.76mm
- Low E, tinted/coated/obscure

AWNING WINDOWS

Awning windows offer an ideal balance of natural light and ventilation, coupled with enhanced security. They boast excellent resistance to environmental factors like wind, heat, sound, and water. Tailored for various building requirements, they come with optional fins, and in custom sizes to integrate smoothly with modern design.

Additionally, the straightforward easy fix system allows for effortless installation, while the option for security screens adds an extra layer of protection without sacrificing aesthetics.



Hardware:

- Doric, Lockwood

Glass Seal:

- Rubber
- Silicone
- Weather proof sealant

Profile:

- Aluminium
- Aluminium-wood composite
- PVC

Flyscreen:

- Fibre glass
- Soft and thin steel mesh

Safety Glass:

- Double glazed 5-6(or9)-5mm, 4-9(or12)-4mm
- Single glazed 4/5/6mm
- Laminated: 6.38mm, 8.76mm, 10.38mm, 10.76mm, 12.38mm, 12.76mm
- Low E, tinted/frosted/obscure

CASEMENT + TILT & TURN WINDOWS

Tilt & Turn windows, known for their ease of cleaning, and Casement windows, which open wider than other types, both feature excellent resistance to wind, heat, sound, and water. They are designed to accommodate various construction methods with options for fins or finless designs, and are available in custom sizes.

With contemporary design elements, these windows ensure zero air infiltration. The installation is made simple with an easy fix system, and for those seeking additional safety, security screens are available as an optional feature.



Hardware:

- Doric, Lockwood

Glass Seal:

- Rubber
- Silicone
- Weather proof sealant

Profile:

- Aluminium
- Thermal break
- Aluminium-wood composite
- PVC

Flyscreen:

- Fibre glass
- Retractable fix

Safety Glass:

- Double glazed 5-9(or12)-5mm, 6-12-6mm
- Single glazed 4/5/6mm
- Laminated: 6.38mm, 8.76mm, 10.38mm, 10.76mm, 12.38mm, 12.76mm
- Low E, tinted/frosted/obscure



LOUVRE DOORS & WINDOWS

Offering the ultimate in vision & ventilation, louvers provide an attractive and practical window alternative. Louvre windows ensure your view is as un-interrupted as possible whilst the adjustable blades allow you to control the flow of air throughout the home.



Hardware:

- Doric, Lockwood

Glass Seal:

- Rubber
- Silicone
- Weather proof sealant

Profile:

- Aluminium

Safety Glass:

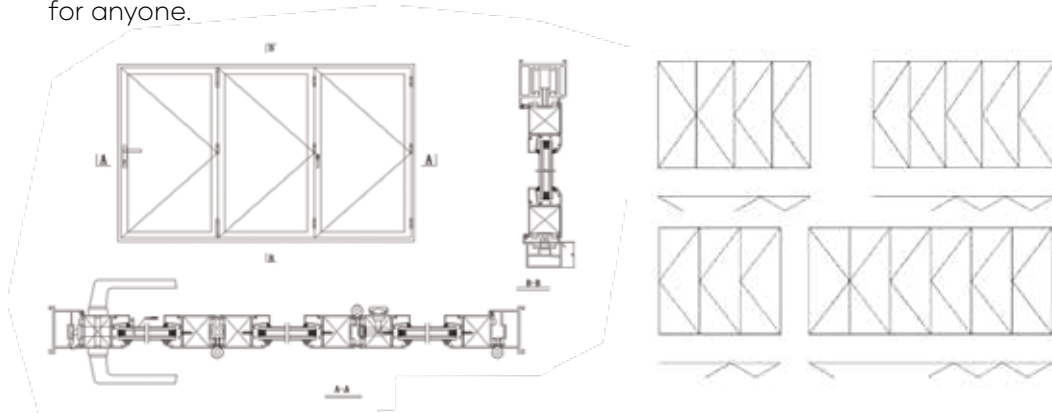
- 6mm



BIFOLD DOORS

Aluminium Bifold doors are a stylish and efficient solution for expanding a living room into an alfresco area or dividing spaces without sacrificing room. They feature a smart, contemporary look with minimal frame thickness—sub sills are designed at 20mm or 38mm in height for a seamless, flush finish. These doors come in a variety of opening styles, offering flexibility with easy push and pull functionality.

They are also built to resist water effectively, ensuring durability against the elements. User-friendliness is key in their design, making operation simple for anyone.



Hardware:

- Doric, Lockwood

Glass Seal:

- Rubber
- Silicone
- Weather proof sealant

Profile:

- Aluminium
- Aluminium-wood composite
- Thermal break

Safety Glass:

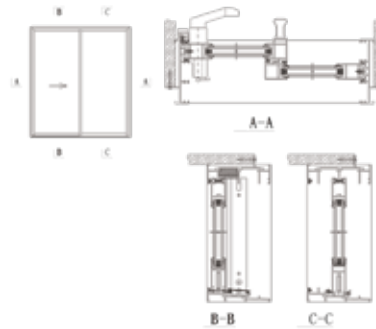
- Double glazed 5-9(or12)-5mm, 4-12-4mm
- Single glazed 4/5/6mm
- Laminated: 6.38mm, 8.76mm, 10.38mm, 10.76mm, 12.38mm, 12.76mm
- Low E, tinted/frosted/obscure



SLIDING DOORS

Aluminium Sliding Doors excel in blending indoor and outdoor spaces, maximizing the use of available areas with their sleek design. They provide excellent resistance to wind, heat, sound, and water, ensuring comfort and efficiency. The slide way fly screen is versatile, designed to fit both inside or outside, according to preference.

Tailored to accommodate different construction methods, these doors can be designed with or without fins. They are also available in custom sizes to meet specific spatial requirements. Moreover, their contemporary design makes them a stylish addition to any modern home.



Hardware:

- Doric, Lockwood

Glass Seal:

- Rubber
- Silicone
- Weather proof sealant

Profile:

- Aluminium
- Aluminium-wood composite
- PVC
- Thermal break

Flyscreen:

- Fibre glass
- Crimesafe
- Aluminium grill with fibre glass

Safety Glass:

- Double glazed 5-6(or9)-5mm, 4-9(or12)-4mm
- Single glazed 4/5/6mm
- Laminated: 6.38mm, 8.76mm, 10.38mm, 10.76mm, 12.38mm, 12.76mm
- Low E, tinted/frosted/obscure

ENTRANCE DOORS

Aluminium Entrance Doors offer enhanced security and better thermal efficiency compared to timber framed doors. These doors are designed to withstand the elements with excellent resistance to wind, heat, sound, and water, ensuring robust protection and comfort. Suitable for various construction techniques, they can be designed with or without fins. Custom sizing options are available to meet specific needs, ensuring a perfect fit for any entryway.

The contemporary design of these doors provides a modern look, while their construction ensures zero air infiltration. They are equipped with an easy fix system for straightforward installation, and for those seeking additional security, optional screen doors are available.



Hardware:

- Doric, Lockwood

Profile:

- Aluminium
- Aluminium-wood composite
- PVC
- Thermal break

Flyscreen:

- Fibre glass retractable

Glass Seal:

- Rubber
- Silicone
- Weather proof sealant

Safety Glass:

- Double glazed 5-9(or12)-5mm
- Single glazed 4/5/6mm
- Laminated: 6.38mm, 8.76mm, 10.38mm, 10.76mm, 12.38mm
- Low E, tinted/frosted/obscure



A photograph of a modern, multi-story commercial building at dusk. The building features a mix of glass facades and balconies with greenery. The sky is a deep blue, and the building's interior lights are visible through the windows. In the foreground, there are trees and a street with a traffic light showing a green light. A dark blue diagonal shape is overlaid on the left side of the image, containing the text.

COMMERCIAL RANGE

COMMERCIAL DOORS

The commercial series, ideal for upscale homes and business premises, features a clean, contemporary finish with superb resistance to wind, heat, sound, and water. These units are customizable in size and design, with or without fins, and include sub heads and sub sills for easy installation. Optional security screens add an extra layer of protection.



Hardware:

- Doric, Lockwood

Profile:

- Aluminium
- Aluminium-wood composite
- PVC
- Thermal break

Flyscreen:

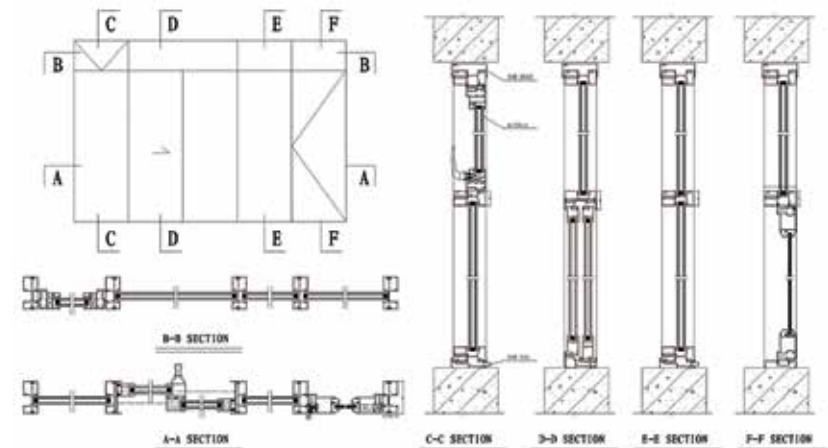
- Fibre glass

Glass Seal:

- Rubber
- Silicone
- Weather proof sealant

Safety Glass:


- Double glazed 6-12-6mm, 6.38-12-6mm, 8.76-12-6mm, 10.76-9-6mm
- Single glazed 6/8/10mm
- Low E, tinted/frosted/obscure



COMMERCIAL SLIDING DOORS

Our commercial series, favored for high-end homes and commercial structures, features a modern finish and seamless operation. The Commercial Sliding Doors offer abundant natural light and smooth functionality. They excel in resisting wind, heat, sound, and water, with options for finned or finless designs to suit various builds.

Custom sizing, contemporary styling, included sub heads and sub sills, and a flat bottom for flush sill integration ensure a sophisticated look and fit. Security screens are also available to enhance safety without sacrificing design.



Hardware:

- Doric, Lockwood

Flyscreen:

- Fibre glass
- Crimsafe
- Aluminium grill with fibre glass

Glass Seal:

- Rubber
- Silicone
- Weather proof sealant

Profile:

- Powder coated aluminium

Safety Glass:

- Double glazed 6-12-6mm, 8.76-12-6mm, 10.38-12-6mm
- Single glazed 5/6/8/10mm
- Laminated: 6.38mm, 8.76mm, 10.38mm, 10.76mm, 12.38mm
- Low E, tinted/frosted/obscure





TECHNICAL INFORMATION

SIZING CHART

Product	Minimum Size (mm)	Maximum Size (mm)
Sliding Windows	600w x 600h	3000w x 2400h
Awning Windows	600w x 600h	3000w x 2400h
Casement and Tilt & Turn Windows	600w x 600h	3000w x 2400h
Louvre Doors & Windows	Custom size available on request	
Bifold Doors	1800w x 2100h	4800w x 2400h
Sliding Doors	1800w x 2100h	5400w x 2400h
Entrance Doors	900w x 2100h	2700w x 2700h
Commercial Doors	600w x 600h	Custom size available on request
Commercial Sliding Doors	600w x 600h	Custom size available on request

MOISTURE RATINGS

*WPR - Water penetration resistance. SLDWP - Servicability limit design wind pressure. ULDWP - Ultimate limit design wind pressure

Residential Products	WPR*	SLDWP*	ULDWP*
FL120Y Sliding Door	200 Pa	1800 Pa	2300 Pa
FL50Y Awning Window	600 Pa	1600 Pa	3000 Pa
FL50Y Hinged Window	450 Pa	2000 Pa	3000 Pa
FL80Y Sliding Window	400 Pa	1000 Pa	4000 Pa
FLGR65 Tilt&Turn Window Thermal-Broken	300 Pa	2000 Pa	3000 Pa
FLSM73 Timber-Aluminum Window	300 Pa	2000 Pa	3000 Pa

Commercial Products	WPR*	SLDWP*	ULDWP*
FL100 Sliding Door	200 Pa	1800 Pa	2700 Pa
FL100 Fixed Window	450 Pa	3000 Pa	4500 Pa
FL100 Awning Window	300 Pa	2200 Pa	3300 Pa
FL100 Sliding Door	300 Pa	1200 Pa	2500 Pa
FL100 Hinged Door	400 Pa	2000 Pa	3000 Pa
FL76 Bifold Door	300 Pa	1200 Pa	3500 Pa

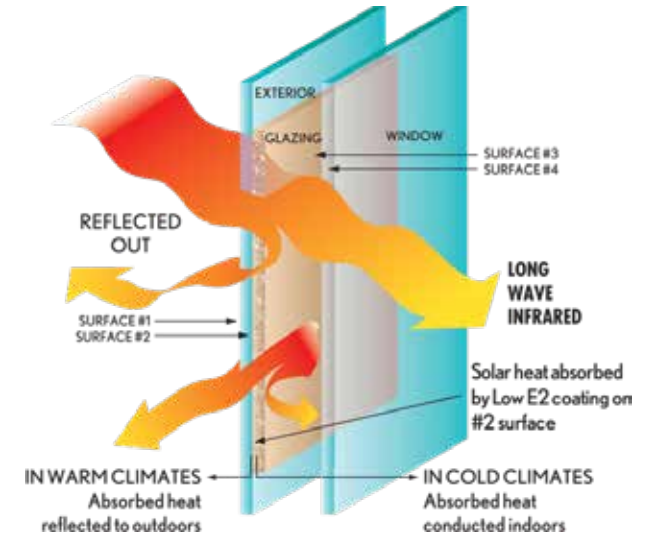


LAMINATE

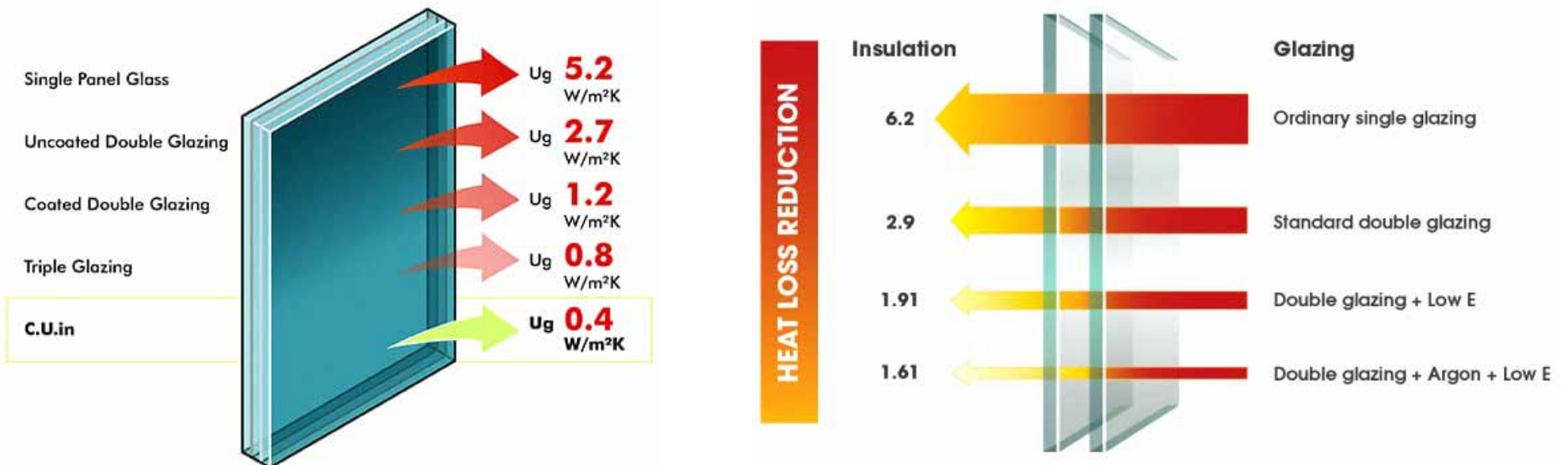
Laminated glass is a type of safety glass that holds together when shattered. In the event of breaking, it is held in place by an interlayer, typically made of polyvinyl butyral (PVB), between its two or more layers of glass. The interlayer keeps the layers of glass bonded even when broken, and its high-strength prevents the glass from breaking up into large sharp pieces.

This makes laminated glass a suitable option for applications requiring superior safety and security features. Additionally, laminated glass can incorporate Low-Emissivity (Low-E) coatings, which are ultra-thin layers that minimize the amount of ultraviolet and infrared light that can pass through glass without compromising the amount of visible light transmitted.

These coatings are instrumental in enhancing the thermal efficiency of glass, reducing the U-factor by controlling heat transfer through insulation properties, and allowing for different degrees of solar gain, making laminated glass an excellent choice for both safety and energy efficiency.



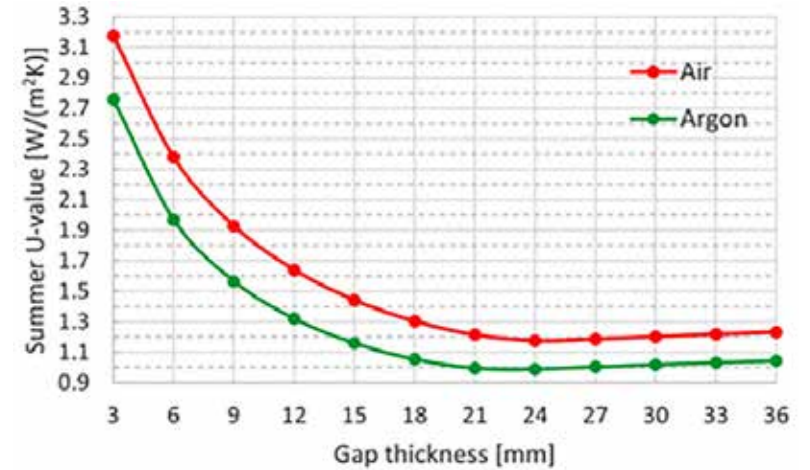
ENERGY EFFICIENCY OF GLASS TYPES



DOUBLE GLAZING

Vistaguard’s double glazing is the epitome of modern window technology, offering superior insulation by trapping air between two panes of glass. This innovative design creates a thermal barrier, significantly reducing the transfer of heat and cold. The result is a more consistent indoor temperature year-round, leading to enhanced comfort and reduced energy costs. Whether it’s the scorching heat of summer or the biting cold of winter, Vistaguard’s double-glazed windows maintain your home’s climate with remarkable efficiency.

The functionality of Vistaguard’s double glazing extends beyond temperature control, also providing notable sound insulation. The dual-pane setup acts as an effective buffer against external noise, fostering a quieter, more serene indoor environment. This makes them ideal for homes in busy urban areas or near airports where noise pollution can be a concern. Vistaguard’s commitment to quality ensures that their double glazing not only elevates the comfort and efficiency of your living space but also contributes to a peaceful and tranquil home.



ACOUSTICS

Acoustic performance in windows and doors is crucial for creating peaceful indoor environments, especially in areas exposed to significant external noise. Our acoustic range has been meticulously engineered to provide superior sound insulation. By incorporating advanced technology and materials, we can significantly reduce noise transmission, ensuring a tranquil and comfortable space.

Our products undergo rigorous testing and are rated by recognized acoustic standards, ensuring they meet strict criteria for sound reduction. Whether it’s for residential tranquility or meeting stringent commercial soundproofing requirements, our acoustic solutions offer a range of applications and options to suit diverse needs, from double glazing to specialized acoustic laminated safety glass.

These enhancements not only promote a quieter interior but also contribute to overall energy efficiency and security, making them an ideal choice for any setting that values quietude and serenity.

Environment	Satisfactory	Maximum
Classrooms	35 dB (A)	40 dB (A)
Conference Rooms	30 dB (A)	35 dB (A)
Hotel/Motel Sleeping Rooms	30 dB (A)	35 dB (A)
Recreational Areas	30 dB (A)	40 dB (A)
Sleeping Areas	30 dB (A)	35 dB (A)
Work Areas	35 dB (A)	40 dB (A)

WINDOW RATINGS

Frame	Glazing	Cooling	Heating	Cool%	Heat%	U	SHGC	T	Air Inf.
FL50Y Aluminium Casement Window - Double Glazed	5Clr/12/5Clr	★★★★☆	★★★★★	47%	52%	4.3	0.45	0.46	0
FL50Y Aluminium Casement Window - Double Glazed	6PT/9/6Clr	★★★★☆	★★★★☆	57%	49%	3.9	0.32	0.43	0
FL50Y Aluminium Casement Window - Double Glazed	5Clr/9/5Clr	★★☆☆☆	★★★★★	46%	50%	4.4	0.45	0.46	0
FL50Y Aluminium Casement Window - Double Glazed	6CL169/9/6Cle	★★★★☆	★★★★☆	60%	47%	3.9	0.28	0.35	0
FL50Y Aluminium Casement Window - Double Glazed	4Clr/12/4Clr	★★☆☆☆	★★★★★	46%	52%	4.3	0.46	0.46	0
FL50Y Aluminium Casement Window - Double Glazed	4Clr/12Ar/4Clr	★★★★☆	★★★★★	46%	53%	4.2	0.46	0.46	0
FL120Y Aluminium Sliding Door - Double Glazed	5Clr/6/5Clr	★★☆☆☆	★★★★☆	33%	42%	4.2	0.62	0.67	0.23
FL120Y Aluminium Sliding Door - Double Glazed	6PT/6Clr/6Clr	★★★★☆	★★★★☆	50%	37%	3.8	0.44	0.62	0.23
FL120Y Aluminium Sliding Door - Double Glazed	6CL169/6Clr/6Clr	★★★★☆	★★★★☆	54%	35%	3.7	0.38	0.51	0.23
FL120Y Aluminium Sliding Door - Double Glazed	4Clr/9Ar/4Clr	★★☆☆☆	★★★★☆	34%	47%	3.8	0.64	0.67	0.23
FL120Y Aluminium Sliding Door - Double Glazed	4Clr/09/4Clr	★★☆☆☆	★★★★☆	33%	45%	4.0	0.64	0.67	0.23
FL80Y Aluminium Sliding Window - Double Glazed	5Clr/6/5Clr	★★☆☆☆	★★☆☆☆	36%	36%	4.5	0.57	0.60	1
FL80Y Aluminium Sliding Window - Double Glazed	6PT/6Clr/6Clr	★★★★☆	★★☆☆☆	51%	34%	4.0	0.41	0.56	1
FL80Y Aluminium Sliding Window - Double Glazed	6CL169/6Clr/6Clr	★★★★☆	★★☆☆☆	55%	30%	4.0	0.35	0.46	1
FL80Y Aluminium Sliding Window - Double Glazed	4Clr/09/4Clr	★★☆☆☆	★★★★☆	36%	39%	4.3	0.59	0.61	1
FL80Y Aluminium Sliding Window - Double Glazed	4Clr/9Ar/4Clr	★★☆☆☆	★★★★☆	37%	41%	4.1	0.59	0.61	1
FL80Y Aluminium Sliding Window - Double Glazed	5Clr/6Ar/5PT	★★★★☆	★★★★☆	49%	40%	3.7	0.46	0.57	1
FL50Y Aluminium Hinged Door - Double Glazed	5Clr/12/5Clr	★★☆☆☆	★★★★☆	41	43	3.8	0.55	0.57	0.1
FL50Y Aluminium Hinged Door - Double Glazed	6PT/9/6Clr	★★★★☆	★★★★☆	56	40	3.3	0.39	0.53	0.1
FL50Y Aluminium Hinged Door - Double Glazed	5Clr/09/5Clr	★★☆☆☆	★★★★☆	41	42	3.9	0.55	0.57	0.1
FL50Y Aluminium Hinged Door - Double Glazed	6CL169/9/6Clr	★★★★☆	★★★★☆	60	37	3.3	0.33	0.44	0.1
FL50Y Aluminium Hinged Door - Double Glazed	4Clr/12/4Clr	★★☆☆☆	★★★★☆	41	44	3.8	0.56	0.58	0.1
FL50Y Aluminium Hinged Door - Double Glazed	4Clr/12Ar/4Clr	★★☆☆☆	★★★★☆	41	45	3.7	0.56	0.58	0.1
FL100 Aluminium Awning Window - Double Glazed	6Clr/12Ar/6Clr	★★☆☆☆	★★★★☆	46	43	4.9	0.42	0.40	0.3
FL100 Aluminium Awning Window - Double Glazed	6Clr/12Ar/6PT	★★★★☆	★★★★☆	53	45	4.4	0.35	0.38	0.3

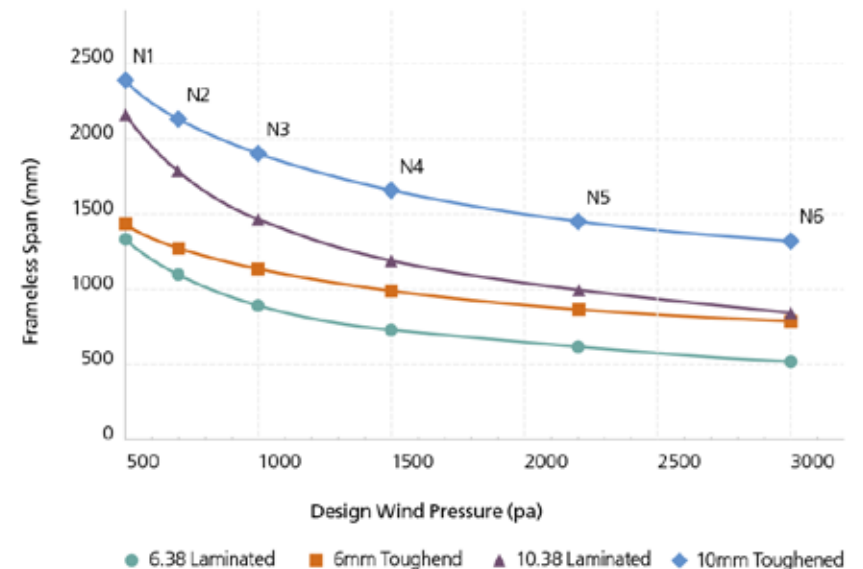
Frame	Glazing	Cooling	Heating	Cool%	Heat%	U	SHGC	T	Air Inf.
FL100 Aluminium Awning Window - Double Glazed	8.76LamClr/12Ar/6Clr	★★☆☆☆	★★★★☆	47	42	4.9	0.40	0.40	0.3
FL100 Aluminium Hinged Door - Double Glazed	6Clr/12Ar/6Clr	★★☆☆☆	★★★★☆	46	34	4.2	0.47	0.48	0.87
FL100 Aluminium Hinged Door - Double Glazed	6Clr/12Ar/6PT	★★☆☆☆	★★★★☆	54	36	3.7	0.39	0.45	0.87
FL100 Aluminium Hinged Door - Double Glazed	8.76ClrLam/9Ar/6Clr	★★☆☆☆	★★★★☆	47	32	4.3	0.45	0.48	0.87
FL100 Aluminium Sliding Door - Double Glazed	8.76ClrLam/12Ar/6Clr	★★☆☆☆	★★★★☆	41	42	3.9	0.55	0.61	0.66
FL100 Aluminium Sliding Door - Double Glazed	6Clr/12Ar/6Clr	★★☆☆☆	★★★★☆	39	43	3.9	0.57	0.61	0.66
FL100 Aluminium Sliding Door - Double Glazed	6Clr/12Ar/6PT	★★☆☆☆	★★★★☆	51	46	3.2	0.47	0.58	0.66
FL100 Aluminium Sliding Window - Double Glazed	8.76ClrLam/12Ar/6Clr	★★☆☆☆	★★★★☆	44	33	4.4	0.48	0.53	0.66
FL100 Aluminium Sliding Window - Double Glazed	6Clr/12Ar/6Clr	★★☆☆☆	★★★★☆	39	34	4.5	0.54	0.55	0.66
FL100 Aluminium Sliding Window - Double Glazed	6Clr/12Ar/6PT	★★☆☆☆	★★★★☆	49	36	3.9	0.44	0.38	0.66
FL100 Fixed Window - Double Glazed	8.76ClrLam/12Ar/6Clr	★★☆☆☆	★★★★☆	40	48	3.5	0.59	0.68	0.03
FL100 Fixed Window - Double Glazed	6Clr/12Ar/6Clr	★☆☆☆☆	★★★★★	33	51	3.5	0.66	0.70	0.03
FL100 Fixed Window - Double Glazed	6Clr/12Ar/6LoE	★★☆☆☆	★★★★★	48	54	2.8	0.53	0.48	0.03

WIND & WEATHER LOAD

Our window systems are designed to withstand the forces of nature, providing exceptional weather performance in diverse conditions. The range of standard models we offer has been rigorously tested and is rated to endure a minimum static air pressure of 150-300pa, which is a testament to their strength and durability against wind loads.

To further ensure safety and structural integrity, the glass types used in our products can handle the dynamic wind pressure of up to 6000pa, a figure well beyond typical residential requirements and on par with commercial standards. As a measure of reliability, our windows have also been subjected to water and air infiltration tests, boasting high resistance levels.

The performance of our windows is quantified by an 'N' rating, which guides the selection of the most suitable glass type for any given design, providing assurance that our products will perform robustly even in the most demanding weather scenarios.





vistaguard

1300 123 456 | info@vistaguard.com.au
vistaguard.com.au